


SLIC 2012 - Campaign on psychosocial risks – Country report II - GREECE

Questions connected to inspections

Sector	Total number of inspections (inspection visits)	Number of follow-up inspections (part of total number)	Number of inspected companies or institutions	Number of inspections (Size of worksite 1-9)	Number of inspections (Size of worksite 10-50)	Number of inspections (Size of worksite >50)
Health	88	33	88	5	27	56
Services	307	117	307	179	78	50
Transport	76	28	76	28	28	20
Other sectors	-	-	-	-	-	-
Total	471	178	471	212	133	126



1. Had the employer made a psychosocial risk assessment?

yes

2. Psychosocial risks considered in the risk assessment?

frequent changes

workload

diffuse expectations

night/shift work

threats, violence

relations

3. Participation in making the risk assessment?

employees

employees' representatives

safety technicians

occupational physicians

4. Actions needed concerning psychosocial risks?

yes

5. Actions taken by the employer after the risk assessment?

preventive

mitigating

6. Did the risk assessment comply with the legal requirements?

yes


partially

7. Actions of the labour inspection

advice

inspection notice





INSPECTIONS in GREECE – details

Sector	Number of inspections	Number of follow-up inspections	Number of inspections (Size of worksite 1-9)		Number of inspections (Size of worksite 10-50)		Number of inspections (Size of worksite >50)	
			Inspections	Follow-up inspections	Inspections	Follow-up inspections	Inspections	Follow-up inspections
Health	88	33	5	3	27	9	56	21
Services	307	117	179	72	78	29	50	16
Transport	76	28	28	12	28	9	20	7
Other sectors	-	-	-	-	-	-	-	-
Total	471	178	212	87	133	47	126	44





1. Had the employer made a psychosocial risk assessment?

	Yes			No*		
Number of enterprises	34	117	19	54	190	57

*Pending follow-up inspections

2. Psychosocial considered in the risk assessment*


Frequent changes	Number of enterprises	18	51	8
Workload / pressure of time	Number of enterprises	34	109	13
Diffuse expectations on work performance	Number of enterprises	15	55	6
Night/shift work	Number of enterprises	33	79	12
Threats and violence	Number of enterprises	26	47	8
Relations	Number of enterprises	22	94	10

**all workstations covered

3. Participation in making the risk assessment

Employers	Number of enterprises	23	82	11
Employers' Representatives	Number of enterprises	34	109	17
Occupational Physicians	Number of enterprises	30	16	7
Safety technicians	Number of enterprises	34	117	19





4. Actions needed concerning psychosocial risks

	Yes			No		
Number of enterprises	31	106	15	3	11	4

5. Actions taken by the employer after the risk assessment

Preventive	Mitigating	Remedial
Number of enterprises	Number of enterprises	Number of enterprises
34	16	0
117	36	0
19	8	0

6. Did the risk assessment comply with the legal requirements?

Yes	No	Partially
Number of enterprises	Number of enterprises	Number of enterprises
31	0	3
110	0	7
11	0	8

7. Actions of the labour inspections

Inspection notice	Number of enterprises	88	307	76
Advice	Number of enterprises	33	117	28

 = HEALTH SECTOR

 = SERVICES SECTOR

 = TRANSPORTS

